

六助
Rokusuke



八子
Hachi



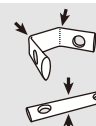
必要なもの_Required Tools

用意するものはハサミだけ！ノリは使いません。
Only tool you need is scissors! No glue needed.



ポイント_Tips

以下の点に注意しながら、パイプを組み立てていきます。
Follow the tips and assemble the pipes as shown below.



点線は谷折り
Fold on the dotted lines.




平たくつぶしてから曲げる
Flatten and then fold.



パーツ番号に矢印がある場合は
そちらが上側
Some parts have an arrow above the
part number indicating which
side is up.

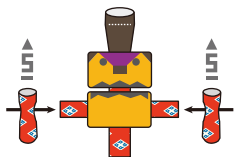
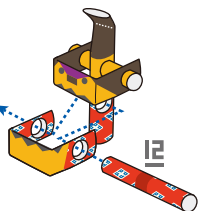
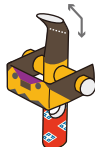
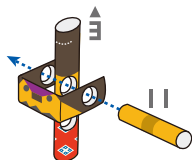
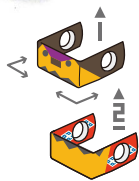
カット図_Cutting Diagram

切り取り線にそってハサミで切り、全てのパーツを切り離します。
Cut the pipes along the white lines.

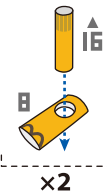
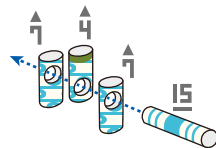


▲ハサミの取り扱いには十分ご注意ください。Please handle scissors with care.
▲本品を水に濡らさないで下さい。Keep away from water.

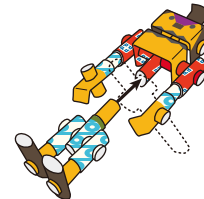

head & shoulder



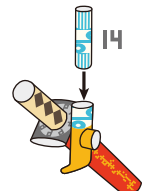
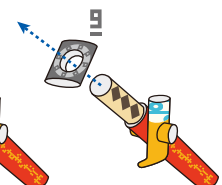
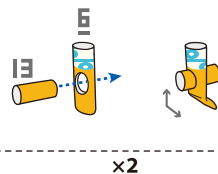
foot



finish



arms



Hachi

