



初音ミク
HATSUNE MIKU



巡音ルカ
MEGURINE LUKA

必要なもの_Tools needed.

用意するものはハサミだけ！ノリは使いません。
Only you need is scissors. Glue is not necessary.

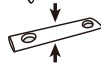


ポイント_Tips

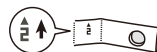
以下の点に注意しながら、パイプを組み立てていきます。
Refer to the following tips when assembling the pieces.



点線は谷折り
Fold inwards towards dot line.



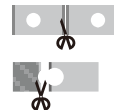
平たくつぶしてから曲げる
Flatten the piece and fold it.



パーツ番号に矢印がある場合は
そちらが上側
An arrow above a part number
shows the upper side.

カット図_Where to cut the pipes.

白い切り取り線にそってハサミで全てのパーツを切り離します。
Cut the pipes along the white lines with scissors.


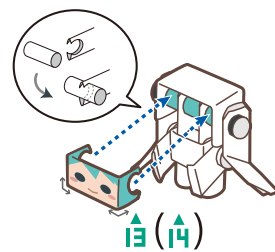
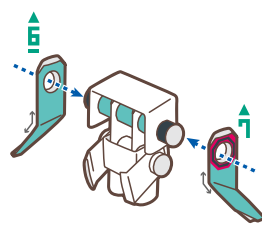
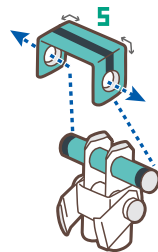
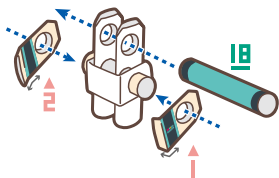
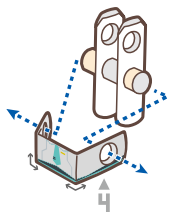
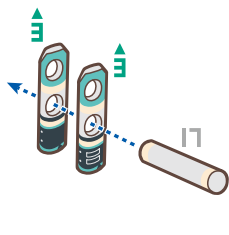


★印の付いたパイプは穴部分の端を切り離します。
For pipes marked with★, cut at the edge of the hole.



▲ハサミの取り扱いには十分ご注意ください。Please handle scissors with care.

HATSUNE MIKU



MEGURINE LUKA

